

DECLARATION OF PERFORMANCE OF SMOKE AND HEAT CONTROL SYSTEMS

1. *Unique identification code of the product-type :* **Polybaie OFMI**
2. *Type, batch or serial number or any other element allowing identification of the construction product as required under Article 11 paragraph 4:*
Information given on the tracking label :
Order confirmation Number + Product Number + Date of production
3. *Intended use or uses of the construction product, in accordance with the applicable harmonised technical specification, as foreseen by the manufacturer :*

3.1 Product description : Natural smoke and heat exhaust ventilator with a single casement, for wall installation on a horizontal axis in a bottom or top hung opening inside configuration, or on a vertical axis side hung opening inside style. The infill can be in cellular polycarbonate, in glass or insulated double skin aluminium (thermally or acoustically).

3.2 Installation and implementation conditions in accordance with the certified performances

- Wall installation ($\pm 30^\circ$)
- Dimensional range : (Throat dimensions)

	OFMI Bottom or top hunged			Side hunged		
				With :	If Lpa ≥ 2 x Hpa	If Lpa ≥ 3 x Hpa
	Minimum	Maximum		Minimum	Maximum	
LPA (mm)	300	2400	1600	600	2400	1800
HPA (mm)	300	1200	1600	300	800	900

3.3 Mode of operation: Mechanical opening and closing
Dynamic resistance on the input : 0,5 daN.
Cable stroke between 1 x Hht et 2 x Hht en m.
Reset force: < 100 daN

3.4 Possible options :

Open / Close position switches
Thermal device release (according to the current standard).

4. *Name, registered trade name or trade mark , in conformity with article 11, paragraph 5:*

Company name : SOUCHIER – BOULLET SAS
Parc Segro – 42 rue de Lamirault
CS 20762
77090 COLLEGIEN
France

Production unit : SOUCHIER-BOULLET SAS
11 rue du 47^{ème} R.A.
70400 HERICOURT
France

6. 7. *System or systems of assessment and verification of constancy of performance of the construction product as set out in Annex V:*

The notified body **TÜV Rheinland N° 0336** performed the determination of the product type on the basis of type testing, type calculation of the product, the initial inspection of the manufacturing plant and the factory production control and the continuous surveillance, assessment and evaluation of the factory production control under system 1 and issued the certificate of constancy of performance N°

CE Certificate N°0336 – CPR – 89208433.

9. *Declared performances :*

Harmonised technical specification: EN 12101-2:2003	Essential characteristics	Performance
	Nominal activation conditions / sensitivity, as:	
	Initiation device	present
	Opening mechanism	present
	Inputs and outputs	present
	Response delay (response time), as:	
	Reliability	
	Opening under (snow, wind) load	≤ 60 s
	Low ambient temperature	
	Fire Performance	
	Operational reliability, as:	
	Reliability	Re 1000, Type A
	Effectiveness of smoke/hot gas extraction, as:	
	Aerodynamic free area (see diagrams)	$A_f = A_a * x C_f^{**}$
	Performance parameters under fire conditions, as:	
	Resistance to heat	B ₃₀₀ 30
	Mechanical stability	$\Delta A_{throat} < 10 \%$
	Reaction to fire	
	Insulated panel or glass	A1
	Polycarbonate	B-s1;d0
	Performance under environmental conditions, as:	
	Opening under load	SL NPD
	Low ambient temperature	T(00)
	Stability under wind load	WL 1500
	Resistance to wind-induced vibration (where included)	$\omega_0 > 10$ Hz, $\delta > 0,1$
	Resistance to heat	B ₃₀₀ 30
	Durability, as:	
	Response delay (response time)	≤ 60 s
	Operational reliability	Re 1000
	Performance parameters under fire conditions	≤ 60 s; $\Delta A_{throat} < 10 \%$

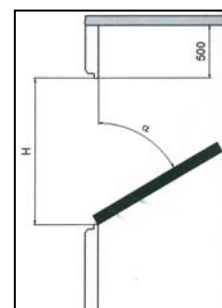
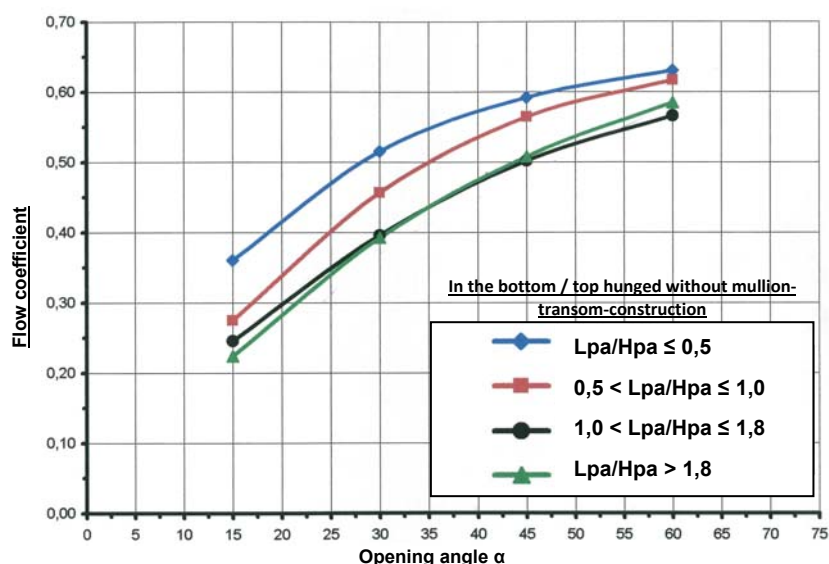
Calculation of the free aerodynamic surface :

$$A_a = A_v \times C_v^{**}$$

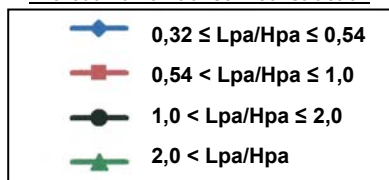
$$A_v = L_{pa} \times H_{pa}$$

DECLARATION OF PERFORMANCE OF SMOKE AND HEAT CONTROL SYSTEMS

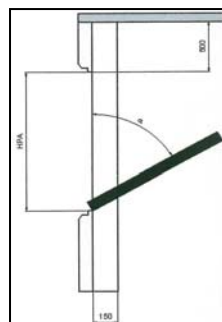
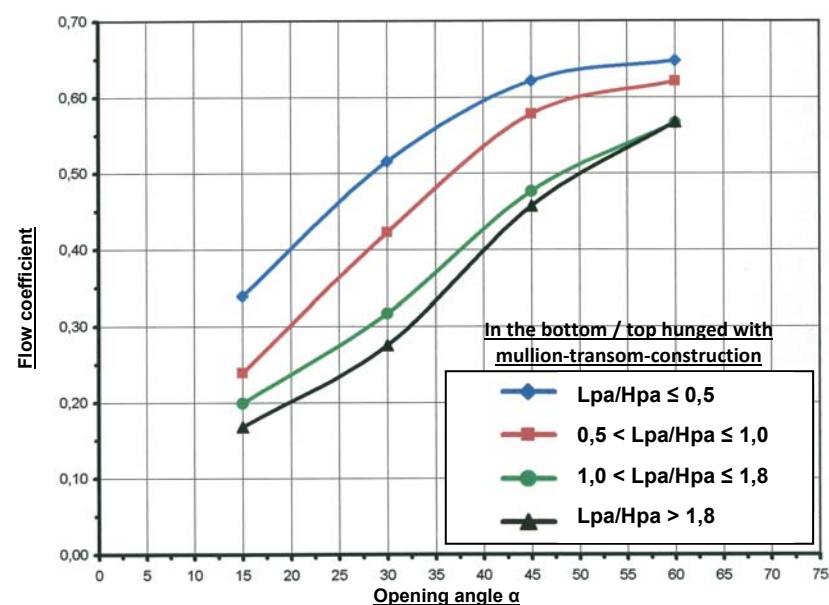
**** Calculation of flow coefficient Without the influence of the "mullion-transom-construction" :**



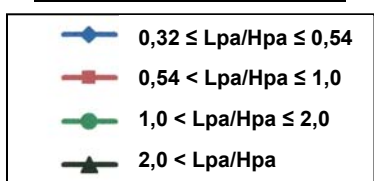
**Inwards side hunged opening
Without mullion-transom-construction**



**** Cv: Calculation of flow coefficient With the influence of the "mullion-transom-construction" :**



**Inwards side hunged opening
With mullion-transom-construction**



10. The performance of the product identified in points 1 et 2 is in conformity with the declared performance in point 9. This declaration of performance is issued under the sole responsibility of the manufacturer identified in point 4.

Signed for and on behalf of the manufacturer by: **David Maillart – R&D Manager**

The 20/04/2023
In Collégien

