

DECLARATION OF PERFORMANCE OF SMOKE AND HEAT CONTROL SYSTEMS

1. *Unique identification code of the product-type:* **EXUBAIE RPT OSPI**
EXUBAIE STD OSPI
2. *Type, batch or serial number or any other element allowing identification of the construction product as required under Article 11 paragraph 4:*
Information given on the tracking label :
Order confirmation Number + Product Number + Date of production
3. *Intended use or uses of the construction product, in accordance with the applicable harmonised technical specification, as foreseen by the manufacturer :*

3.1 Product description : Natural smoke and heat exhaust ventilator with a single casement, for wall installation on a horizontal axis on the inside in a bottom or top hung opening configuration, or on a vertical axis inwards side hung opening style. The infill can be in cellular polycarbonate, in glass or insulated double skin aluminium (thermally or acoustically).

3.2 Installation and implementation conditions in accordance with the certified performances.

- Wall installation ($\pm 5^\circ$)
- Dimensional range : (Hht and Lht are the overall dimensions of the product)
 $0,5 \leq Hht \leq 1,6$ m and $0,5 \leq Lht \leq 2,4$ m. With $0,10 \leq A_v^* \leq 2,16$ m²
 - * Exubaie RPT OSPI: $A_v = Lpa \times Hpa$ ($Lpa = Lht - 0,212$ m and $Hpa = Hht - 0,212$ m)
 - * Exubaie STD OSPI: $A_v = Lpa \times Hpa$ ($Lpa = Lht - 0,180$ m and $Hpa = Hht - 0,180$ m)

3.3 Mode of operation : Pneumatic opening only

Service pressure 6 to 20 bars (cylinder volume 0,12NI under 10 bars)

3.4 Possible options :

Open / Close position switches
Thermal device release (according to the current standard).

4. *Name, registered trade name or trade mark , in conformity with article 11, paragraph 5:*

Company name : SOUCHIER SAS
11 rue des Campanules
CS 30066
77436 MARNE LA VALLEE Cedex 2
France

Production unit : SOUCHIER SAS
11 rue du 47^{ème} R.A.
70400 HERICOURT
France

6. 7. *System or systems of assessment and verification of constancy of performance of the construction product as set out in Annex V:*

The notified body TÜV Rheinland N° 0336 performed the determination of the product type on the basis of type testing, type calculation of the product, the initial inspection of the manufacturing plant and the factory production control and the continuous surveillance, assessment and evaluation of the factory production control under system 1 and issued the certificate of constancy of performance N°

CE Certificate N°0336 – CPR – 6742-3.

9. *Declared performances :*

Harmonised technical specification: EN 12101-2:2003	Essential characteristics	Performance
	Nominal activation conditions / sensitivity, as: Initiation device Opening mechanism Inputs and outputs	present present present
	Response delay (response time), as: Reliability Opening under (snow, wind) load Low ambient temperature Fire Performance	≤ 60 s
	Operational reliability, as: Reliability	Re 1000, Type A
	Effectiveness of smoke/hot gas extraction, as: Aerodynamic free area (see diagrams)	$A_v = A_v^* \times C_v^{**}$
	Performance parameters under fire conditions, as: Resistance to heat Mechanical stability Reaction to fire Insulated panel or glass Polycarbonate	$B_{300,30}$ $\Delta A_{throat} < 10\%$ A1 B-s1;d0
	Performance under environmental conditions, as: Opening under load Low ambient temperature Stability under wind load Resistance to wind-induced vibration (where included) Resistance to heat	SL NPd T(00) WL 1500 $\omega_{b1} > 10$ Hz, $\delta: > 0,1$ $B_{300,30}$
	Durability, as: Response delay (response time) Operational reliability Performance parameters under fire conditions	≤ 60 s Re 1000 ≤ 60 s; $\Delta A_{throat} < 10\%$

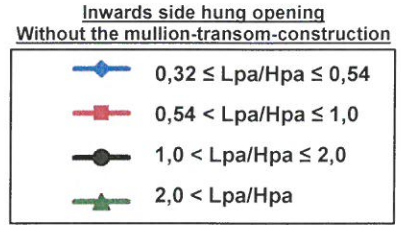
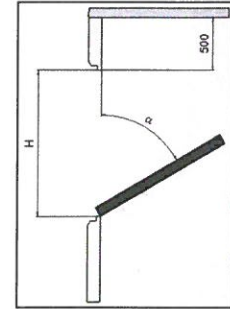
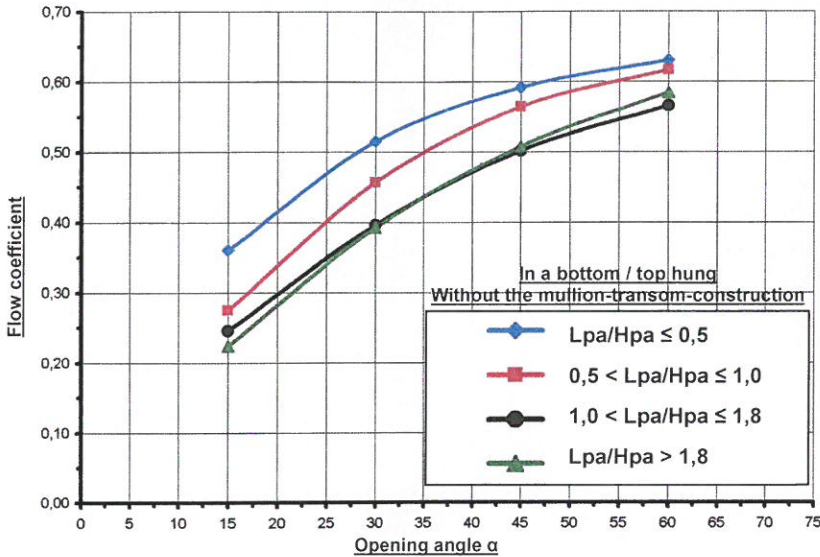
Calculation of the free aerodynamic surface :

$$A_a = A_v \times C_v^{**}$$

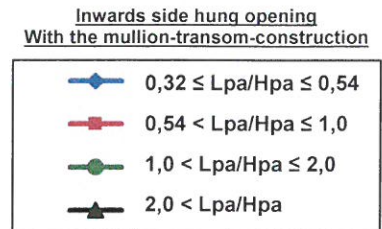
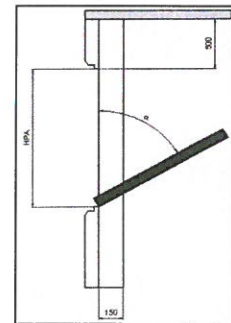
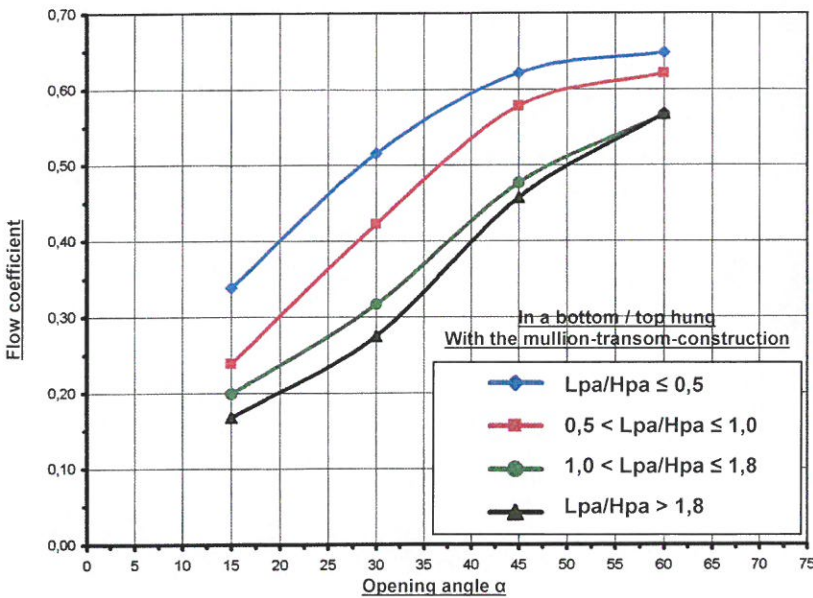
$$A_v = Lpa \times Hpa$$

DECLARATION OF PERFORMANCE OF SMOKE AND HEAT CONTROL SYSTEMS

**** Cv : Calculation of flow coefficient Without the influence of the "mullion-transom-construction":**



**** Cv : Calculation of flow coefficient With the influence of the "mullion-transom-construction":**



10. The performance of the product identified in points 1 et 2 is in conformity with the declared performance in point 9. This declaration of performance is issued under the sole responsibility of the manufacturer identified in point 4.

Signed for and on behalf of the manufacturer by: **David Maillart – R&D Manager**

The 19/12/2017
In Lognes