

DECLARATION OF PERFORMANCE OF SMOKE AND HEAT CONTROL SYSTEMS

1. *Unique identification code of the product-type:* **OTF V2 OFVELI - OFVEPI**
2. *Type, batch or serial number or any other element allowing identification of the construction product as required under Article 11 paragraph 4:*
Information given on the tracking label :

Order confirmation Number + Product Number + Date of production

3. *Intended use or uses of the construction product, in accordance with the applicable harmonised technical specification, as foreseen by the manufacturer :*

3.1.Product description : Natural smoke and heat exhaust ventilator with a single casement, for wall installation on a horizontal axis on the outside in a bottom or top hung opening configuration, or on a vertical axis, outwards side hung opening style. The infill can be in cellular polycarbonate, in glass or insulated double skin aluminium (thermally or acoustically).

3.2.Installation and implementation conditions in accordance with the certified performance

- Wall installation ($\pm 30^\circ$)
- Dimensional range: (Hht and Lht are the overall dimensions of the product)

Side cylinders

Perpendicular cylinders

	OFVELI C415 Bottom or top hunged			OFVELI C415 Side hunged			OFVEPI C415 Bottom or top hunged			OFVEPI C415 Side hunged		
				With : If Lpa <1800mm then Hpa> Lpa/2 If Lpa <1800mm then Hpa> Lpa/3						With : If Lpa <1800mm then Hpa> Lpa/2 If Lpa <1800mm then Hpa> Lpa/3		
	Minimum	Minimum	Minimum	Minimum	Minimum	Minimum	Minimum	Maximum	Maximum	Minimum	Maximum	Maximum
LHT (mm)	694	2544	1744	1244	2544	1944	694	2544	1744	1244	2544	1944
HHT (mm)	694	1344	1744	694	944	1044	694	1344	1632	694	944	1044

3.3.Mode of operation: Cylinder electrical opening and closing

Voltage: 24 Vcc Pa=Pc = 38,4 W max absorbed in steady state

3.4.Possible options :

Open / Close position switches
Thermal device release (according to the current standard).

4. *Name, registered trade name or trademark , in conformity with article 11, paragraph 5:*

Company name : SOUCHIER – BOULLET SAS
 Parc Segro – 42 rue de Lamirault
 CS 20762
 77090 COLLEGIEN
 France

Production unit : SOUCHIER SAS
 11 rue du 47^{ème} R.A.
 70400 HERICOURT
 France

6. *7. System or systems of assessment and verification of constancy of performance of the construction product as set out in Annex V :*

The notified body TÜV Rheinland N° 0336 performed the determination of the product type on the basis of type testing, type calculation of the product, the initial inspection of the manufacturing plant and the factory production control and the continuous surveillance, assessment and evaluation of the factory production control under system 1 and issued the certificate of constancy of performance N°.

CE Certificate N° 0336 – CPR – 89208434.

DECLARATION OF PERFORMANCE OF SMOKE AND HEAT CONTROL SYSTEMS

9. Declared performances :

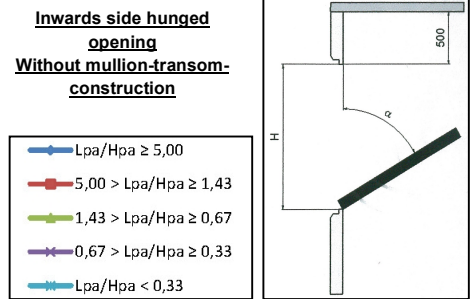
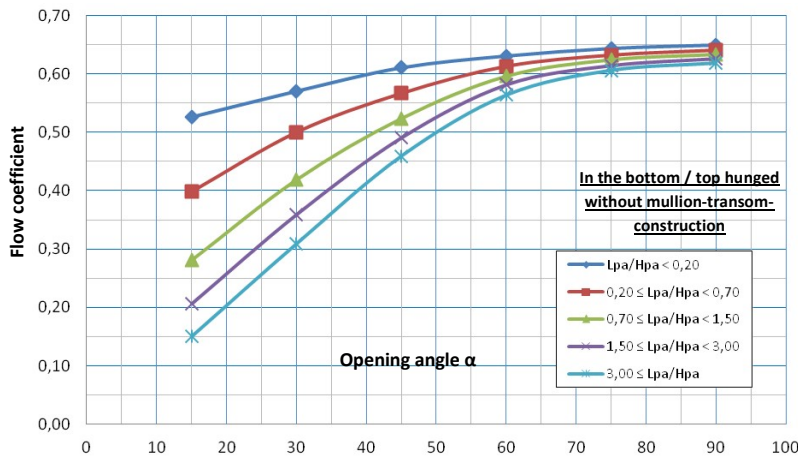
Harmonised technical specification: EN 12101-2:2003	Essential characteristics	Performance
	Nominal activation conditions / sensitivity, as: Initiation device Opening mechanism Inputs and outputs	present present present
	Response delay (response time), as: Reliability Opening under (snow, wind) load Low ambient temperature Fire Performance	≤ 60 s
	Operational reliability, as: Reliability	Re 1000 (+10 000), Type B
	Effectiveness of smoke/hot gas extraction, as: Aerodynamic free area (See page 3)	$A_a = A_v^{**} \times C_v^{**}$
	Performance parameters under fire conditions, as: Resistance to heat Mechanical stability Reaction to fire Panel or glass insulated Polycarbonate	$B_{100} \geq 30$ $\Delta A_{thruat} < 10 \%$ A1 B-s1;d0
	Performance under environmental conditions, as: Opening under load Low ambient temperature Stability under wind load Resistance to wind-induced vibration (where included) Resistance to heat	SL NPD T(00) WL 1500 NPD $B_{100} \geq 30$
	Durability, as: Response delay (response time) Operational reliability Performance parameters under fire conditions	≤ 60 s Re 1000 (+10 000) ≤ 60 s; $\Delta A_{thruat} < 10 \%$

Free aerodynamic surface calculation

$$A_a = A_v \times C_v^{**}$$

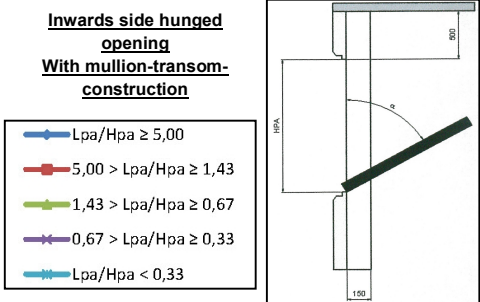
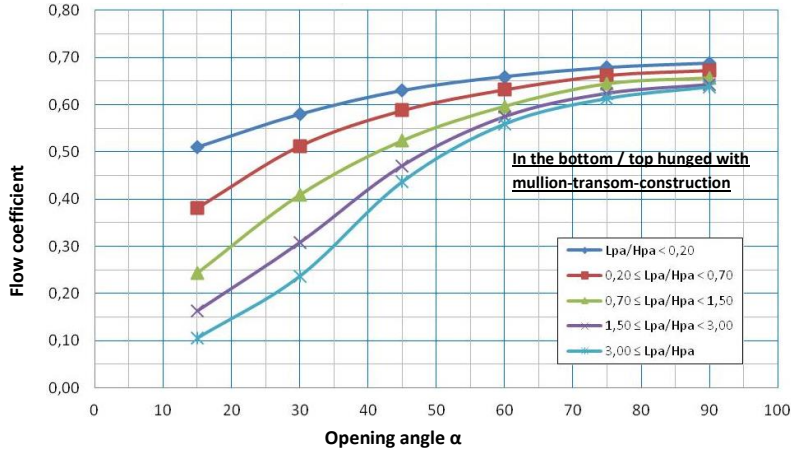
$$A_v = Lpa \times Hpa$$

**** Calculation of flow coefficient Without the influence of the "mullion-transom-construction":**



DECLARATION OF PERFORMANCE OF SMOKE AND HEAT CONTROL SYSTEMS

**** Cv: Calculation of flow coefficient With the influence of the "mullion-transom-construction":**



10. The performance of the product identified in points 1 et 2 is in conformity with the declared performance in point 9. This declaration of performance is issued under the sole responsibility of the manufacturer identified in point 4.

Signed for and on behalf of the manufacturer by: **David Maillart – R&D Manager**

Le 10/03/2025
In Collégien