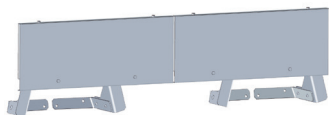


Notice technique de montage des spoilers

Technical instructions for the spoiler's assembly

Bluesteel RPT / + Voile-Dôme
Bluesteel RPT / + Voile-Dôme

Fourniture Bluetek
Provided by Bluetek



Spoiler
Spoiler
(X 2)



Vis 6,5 X 19 autotaraudeuse
Screws 6.5 X 19 self-tapping
(X 16)

Outillage à prévoir
Tools to be provided



Visseuse 600 W 1600 Tr/mn
Screwing machine 600W 1600T/mn

Ou
Or



+

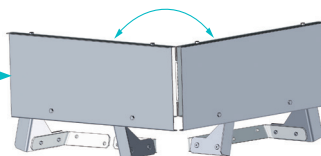
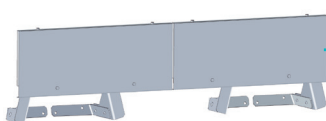


Douille de 8
8mm diameter socket

Clé à pipe de 8
8mm diameter box spanner

Montage
Assembly

Plier les spoilers.
Fold the spoilers.



Le montage des spoilers doit être réalisé après l'étanchéité de la costière et la mise en place du voile.
The assembly of the spoilers must be realized only after the curb has been made watertight and after the veil has been mounted.

Fixer les spoilers avec les vis fournies (6,5 X 19 autotaraudeuse) aux endroits prépercés sur le cadre dormant.
Spoilers must be fixed with the provided screws (6.5 X 19 self-tapping) by using the pre-drilled holes in the frame.

