

N : DoP Baie V2 OSEI\_indC

## DECLARATION OF PERFORMANCE OF SMOKE AND HEAT CONTROL SYSTEMS

1. *Unique identification code of the product-type:* **EXUBAIE V2 OSEI**
2. *Type, batch or serial number or any other element allowing identification of the construction product as required under Article 11 paragraph 4:*  
**Information given on the tracking label :**  
**Order confirmation Number + Product Number + Date of production**

3. *Intended use or uses of the construction product, in accordance with the applicable harmonised technical specification, as foreseen by the manufacturer :*

**3.1 Product description :** Natural smoke and heat exhaust ventilator with a single casement, for wall installation on a horizontal axis in a bottom or top hung opening inside configuration, or on a vertical axis side hung opening inside style. The infill can be in cellular polycarbonate, in glass or insulated double skin aluminium (thermally or acoustically).

**3.2 Installation and implementation conditions in accordance with the certified performances.**

- Wall installation ( $\pm 5^\circ$ )
- Dimensional range: (Hht and Lht are the overall dimensions of the product) See diagrams\*\*\*

**3.3 Mode of operation :** Electromagnetic opening only  
 Voltage  $U_a = U_c = 24$  or  $48$  Vcc – Wattage  $P_a = P_c$  absorbed in a steady state

- o 3,5 W maxi on emission mode
- o 1,5 W maxi on loss mode

**3.4 Possible options :**  
 Open / Close position switches  
 Thermal device release (according to the current standard).

4. *Name, registered trade name or trademark , in conformity with article 11, paragraph 5:*

**Company name :** SOUCHIER – BOULLET SAS  
 Parc Segro – 42 rue de Lamirault  
 CS 20762  
 77090 COLLEGIEN  
 France

**Production unit :** SOUCHIER-BOULLET SAS  
 11 rue du 47<sup>ème</sup> R.A.  
 70400 HERICOURT  
 France

6. *7. System or systems of assessment and verification of constancy of performance of the construction product as set out in Annex V:*

The notified body **TÜV Rheinland N° 0336** performed the determination of the product type on the basis of type testing, type calculation of the product, the initial inspection of the manufacturing plant and the factory production control and the continuous surveillance, assessment and evaluation of the factory production control under system 1 and issued the certificate of constancy of performance EN 12 101-2 2003

**CE Certificate N°0336 – CPR – 6742-3.**

9. Declared performances :

Harmonised technical specification: EN 12101-2:2003	Essential characteristics	Performance
	<b>Nominal activation conditions / sensitivity, as:</b> Initiation device Opening mechanism Inputs and outputs	present present present
	<b>Response delay (response time), as:</b> Reliability Opening under (snow, wind) load Low ambient temperature Fire Performance	$\leq 60$ s
	<b>Operational reliability, as:</b> Reliability	Re 1000, Type A
	<b>Effectiveness of smoke/hot gas extraction, as:</b> Aerodynamic free area (See page 2)	$A_a = A_v^* \times C_v^{**}$
	<b>Performance parameters under fire conditions, as:</b> Resistance to heat Mechanical stability Reaction to fire  Panel or glass insulated Polycarbonate	$B_{300} 30$ $\Delta A_{throat} < 10 \%$  A1 B-s1,d0
	<b>Performance under environmental conditions, as:</b> Opening under load Low ambient temperature Stability under wind load Resistance to wind-induced vibration (where included) Resistance to heat	SL NPD T(00) WL 1500 NPD $B_{300} 30$
	<b>Durability, as:</b> Response delay (response time) Operational reliability Performance parameters under fire conditions	$\leq 60$ s Re 1000 $\leq 60$ s; $\Delta A_{throat} < 10 \%$

**Détermination de la surface utile d'ouverture**

$$A_a = A_v \times C_v^{**}$$

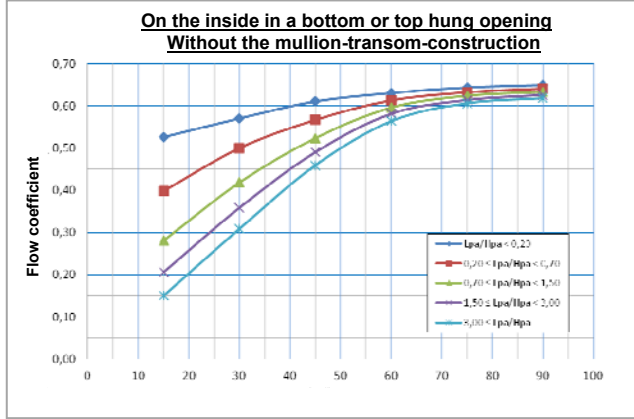
$$A_v = Lpa \times Hpa$$

$$Lpa = Lht - 0,120 \text{ m and } Hpa = Hht - 0,120 \text{ m}$$

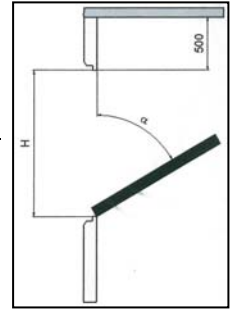

N : DoP Baie V2 OSEI\_indB

**DECLARATION OF PERFORMANCE OF SMOKE AND HEAT CONTROL SYSTEMS**

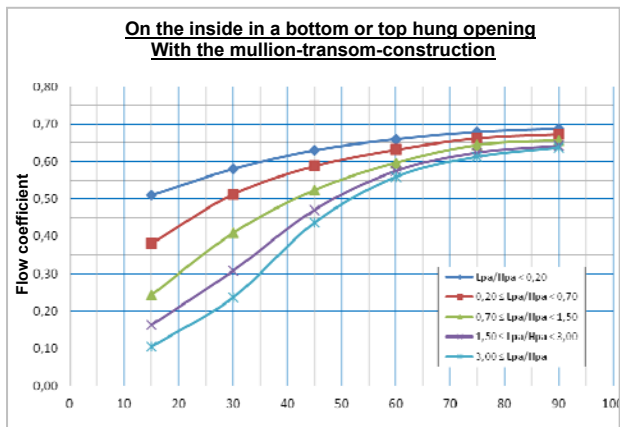
**\*\* Cv : Calculation of flow coefficient Without the influence of the "mullion-transom-construction" :**



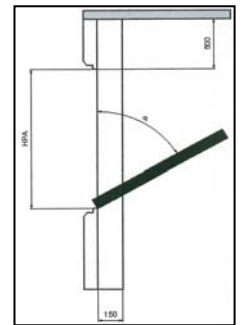
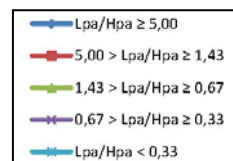
**Inwards side hung opening Without the mullion-transom-construction**



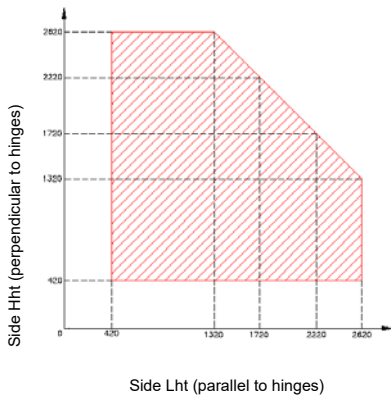
**\*\* Cv : Calculation of flow coefficient With the influence of the "mullion-transom-construction" :**



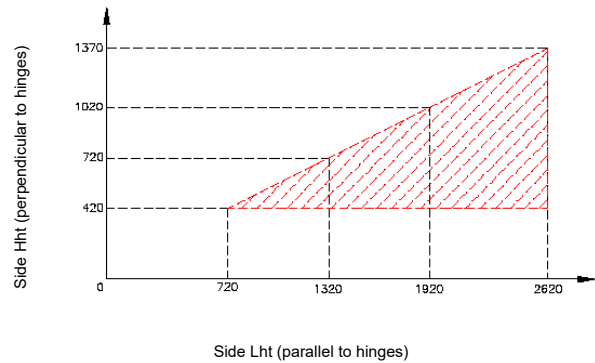
**Inwards side hung opening With the mullion-transom-construction**



**\*\*\* Bottom or top hung NSHEV:**



**Side hung NSHEV:**



10. The performance of the product identified in points 1 et 2 is in conformity with the declared performance in point 9. This declaration of performance is issued under the sole responsibility of the manufacturer identified in point 4.

Signed for and on behalf of the manufacturer by: **David Maillart – R&D Manager**

The 02/04/2024  
In Lognes