

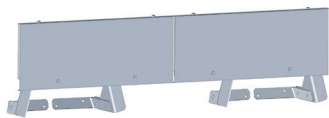
Notice technique de montage des spoilers

Technical Instructions for the spoilers' assembly

Bluesteel RPT
Bluesteel RPT

Matériel à prévoir
Necessary equipment

Fourniture Bluetek
Provided by Bluetek



Spoiler
Spoiler
(X 2)



Vis 6,5 X 19 autotaraudeuse
Screws 6.5 X 19 self-tapping
(X 16)

Outillage à prévoir
Tools to be provided



Visseuse 600 W 1600 Tr/mn
Screwing machine 600W 1600T/mn

+



Douille de 8
8mm diameter socket

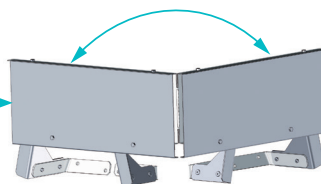
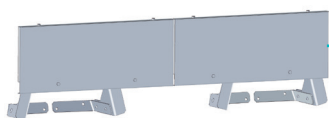
Ou
Or



Clé à pipe de 8
8mm diameter box spanner

Montage
Assembly

Plier les spoilers
Fold the spoilers



Le montage des spoilers doit être réalisé après l'étanchéité de la costière
The assembly of the spoilers must be realized only after the curb has been made watertight

Fixer les spoilers avec les vis fournies (6,5 X 19 autotaraudeuse) aux endroits prépercés sur le cadre dormant
Spoilers must be fixed with the provided screws (6.5 X 19 self-tapping) by using the pre-drilled holes in the frame

