

## DECLARATION OF PERFORMANCE OF SMOKE AND HEAT CONTROL SYSTEMS

- Unique identification code of the product-type: **OTF VISION OFBCI**
- Type, batch or serial number or any other element allowing identification of the construction product as required under Article 11 paragraph 4:  
Information given on the tracking label :  
**Order confirmation Number + Product Number + Date of production**

- Intended use or uses of the construction product, in accordance with the applicable harmonised technical specification, as foreseen by the manufacturer :

**3.1 Product description :** Natural smoke and heat exhaust ventilator with a single casement, for wall installation on a horizontal axis in a bottom or top hung opening inside configuration, or on a vertical axis side hung opening inside style. The infill can be in cellular polycarbonate, in glass or insulated double skin aluminium (thermally or acoustically).

**3.2 Installation and implementation conditions in accordance with the certified performances.**

- Wall installation ( $\pm 30^\circ$ )
- Dimensional range : (Hht and Lht are the overall dimensions of the product)

	OFBCI C415 Bottom or top hunged			OFBCI C415 Side hunged		
	Minimum	Maximum		Minimum	Maximum	
LHT (mm)	754	2544	1744	1244	2544	1944
HHT (mm)	694	1344	1744	694	944	1044

**3.3 Mode of operation:** Electrical opening and closing

Voltage  $U_a = U_c$  : 24 Vcc or 230 Vac

Power absorbed in a steady state

- 17 à 90 W max according to actuators

**3.4 Possible options :**

Open / Close position switches.

Thermal device release (according to the current regulation).

- Name, registered trade name or trade mark , in conformity with article 11, paragraph 5:

**Company name :** SOUCHIER – BOULLET SAS

Parc Segro – 42 rue de Lamirault

CS 20762

77090 COLLEGIEN

France

**Production unit:** SOUCHIER BOULLET SAS

11 rue du 47<sup>ème</sup> R.A.

70400 HERICOURT

France

7. System or systems of assessment and verification of constancy of performance of the construction product in accordance to Annex V:

The notified body **TÜV Rheinland N° 0336** performed the determination of the product type on the basis of type testing, type calculation of the product, the initial inspection of the manufacturing plant and the factory production control and the continuous surveillance, assessment and evaluation of the factory production control under system 1 and issued the certificate of constancy of performance N°

**CE Certificate N° 0336 – CPR – 89208434**

- Declared performances :

Harmonised technical specification: EN 12101-2:2003	Essential characteristics	Performance
	Nominal activation conditions / sensitivity, as: Initiation device Opening mechanism Inputs and outputs	present present present
	Response delay (response time), as: Reliability Opening under (snow, wind) load Low ambient temperature Fire Performance	$\leq 60$ s
	Operational reliability, as: Reliability	Re 1000, Type B
	Effectiveness of smoke/hot gas extraction, as: Aerodynamic free area (See page 3)	$A_{f0} = A_v \times C_v^{**}$
	Performance parameters under fire conditions, as: Resistance to heat Mechanical stability Reaction to fire	$B_{300} 30$ $\Delta A_{th,300} < 10\%$ Panel or glass insulated Polycarbonate A1 B-s1,d0
	Performance under environmental conditions, as: Opening under load Low ambient temperature Stability under wind load Resistance to wind-induced vibration (where included) Resistance to heat	SL NPD T(00) WL 1500 $\omega_{bz} > 10$ Hz, $\delta: > 0,1$ $B_{300} 30$
	Durability, as: Response delay (response time) Operational reliability Performance parameters under fire conditions	$\leq 60$ s Re 1000 $\leq 60$ s; $\Delta A_{th,300} < 10\%$

**Calculation of the free aerodynamic area :**

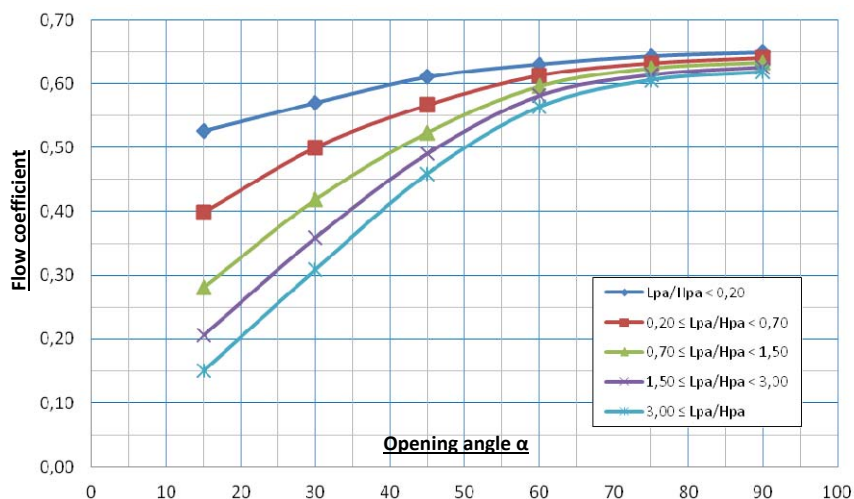
$$A_a = A_v \times C_v^{**}$$

$$A_v = L_{pa} \times H_{pa}$$

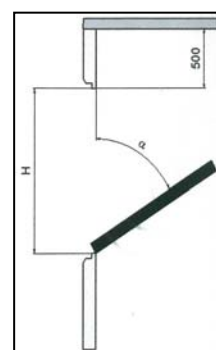

## DECLARATION OF PERFORMANCE OF SMOKE AND HEAT CONTROL SYSTEMS

**\*\*Cv: Calculation of flow coefficient Without the influence of the "mullion-transom-construction":**

**In the bottom / top hunged without mullion-transom-construction**

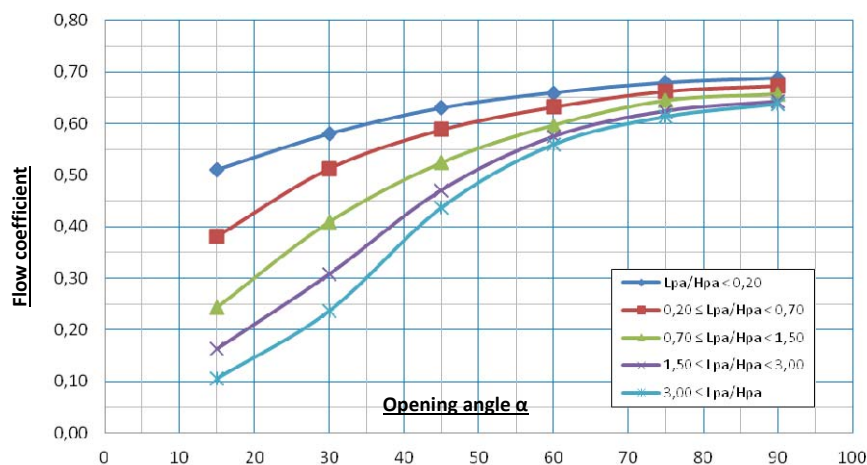


**Inwards side hunged opening  
Without the mullion-transom-  
construction**

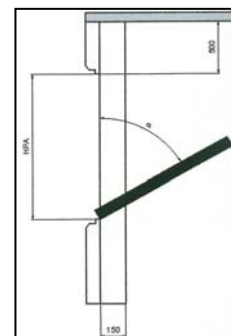
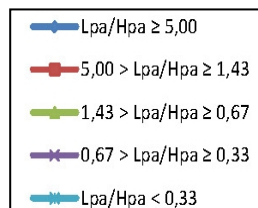


**\*\*Cv: Calculation of flow coefficient With the influence of the "mullion-transom-construction":**

**In the bottom / top hunged with mullion-transom-construction**



**Inwards side hunged  
opening  
With the mullion-transom-  
construction**



10. The performance of the product identified in points 1 et 2 is in conformity with the declared performance in point 9. This declaration of performance is issued under the sole responsibility of the manufacturer identified in point 4.

Signed for and on behalf of the manufacturer by: **David Maillart – R&D Manager**

The 20/04/2023  
In Collégien

