

DECLARATION OF PERFORMANCE OF SMOKE AND HEAT CONTROL SYSTEMS

1. *Unique identification code of the product-type:* **OTF VISION OFBCI**
2. *Type, batch or serial number or any other element allowing identification of the construction product as required under Article 11 paragraph 4:*
Information given on the tracking label:
Order confirmation Number + Product Number + Date of production
3. *Intended use or uses of the construction product, in accordance with the applicable harmonised technical specification, as foreseen by the manufacturer :*

3.1 Product description :

Natural smoke and heat exhaust ventilator with a single casement, for wall installation on a horizontal axis in a bottom or top hung opening inside configuration, or on a vertical axis side hung opening inside style. The infill can be in cellular polycarbonate, in glass or insulated double skin aluminium (thermally or acoustically).

3.2 Installation and implementation conditions in accordance with the certified performances.

- Wall installation ($\pm 30^\circ$)
- Dimensional range: (Hht and Lht are the overall dimensions of the product)

	OFBCI C415 Bottom or top hunged		OFBCI C415 Side hunged			
	Minimum	Maximum	With : If Lpa < 1800 mm then Hpa ≤ Lpa / 2 If Lpa ≥ 1800 mm then Hpa ≤ Lpa / 3			
	Minimum	Maximum	Minimum	Maximum	Maximum	
LHT (mm)	754	2544	1744	1244	2544	1944
HHT (mm)	694	1344	1744	694	944	1044

3.3 Mode of operation: Electrical opening and closing

Voltage Ua = Uc: 24 Vcc or 230 Vac
 Power absorbed in a steady state.

- 17 à 90 W max according to actuators

3.4 Possible options:

Open / Close position switches.
 Thermal device release (according to the current regulation).

4. *Name, registered trade name or trademark, in conformity with article 11, paragraph 5:*

Company name: SOUCHIER – BOULLET SAS
 Parc Segro – 42 rue de Lamirault
 CS 20762
 77090 COLLEGIEN
 France

Production unit: SOUCHIER BOULLET SAS
 11 rue du 47^{ème} R.A.
 70400 HERICOURT
 France

7. *System or systems of assessment and verification of constancy of performance of the construction product in accordance to Annex V:*

The notified body **TÜV Rheinland N° 0336** performed the determination of the product type on the basis of type testing, type calculation of the product, the initial inspection of the manufacturing plant and the factory production control and the continuous surveillance, assessment and evaluation of the factory production control under system 1 and issued the certificate of constancy of performance N°

CE Certificate N° 0336 – CPR – 89208434

9. *Declared performances :*

	Essential characteristics	Performance
Harmonised technical specification: EN 12101-2:2003	Nominal activation conditions / sensitivity, as: Initiation device Opening mechanism Inputs and outputs	present present present
	Response delay (response time), as: Reliability Opening under (snow, wind) load Low ambient temperature Fire Performance	≤ 60 s
	Operational reliability, as: Reliability	Re 1000 (+10 000), Type B
	Effectiveness of smoke/hot gas extraction, as: Aerodynamic free area (See page 3)	$A_e = A_v \times C_v^{**}$
	Performance parameters under fire conditions, as: Resistance to heat Mechanical stability Reaction to fire	B ₃₀₀ 30 $\Delta A_{meas} < 10 \%$ Panel or glass insulated A1 Polycarbonate B-s1,d0
	Performance under environmental conditions, as: Opening under load Low ambient temperature Stability under wind load Resistance to wind-induced vibration (where included) Resistance to heat	SL NPd T(00) WL 1500 NPd B ₃₀₀ 30
	Durability, as: Response delay (response time) Operational reliability Performance parameters under fire conditions	≤ 60 s Re 1000 (+10 000) ≤ 60 s; $\Delta A_{meas} < 10 \%$

Free aerodynamic surface calculation

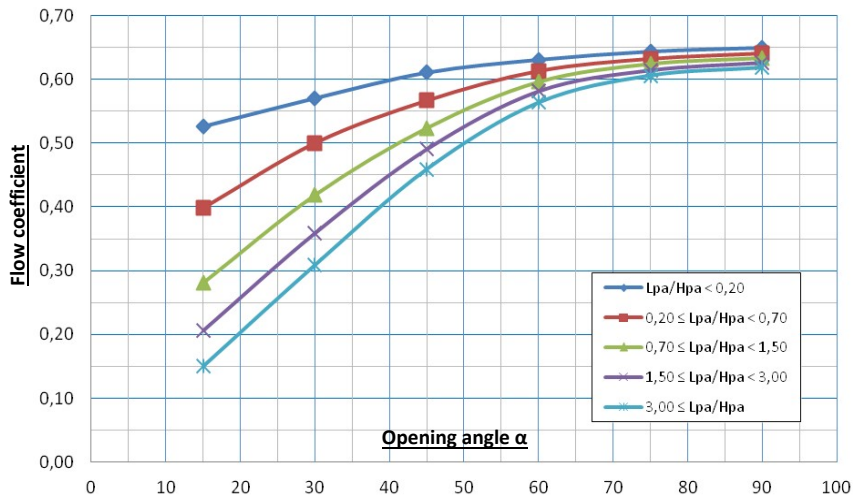
$$A_a = A_v \times C_v^{**}$$

$$A_v = L_{pa} \times H_{pa}$$

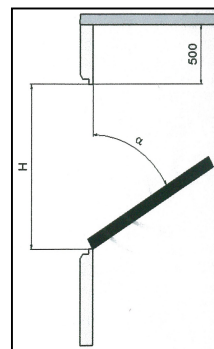

DECLARATION OF PERFORMANCE OF SMOKE AND HEAT CONTROL SYSTEMS

****Cv: Calculation of flow coefficient Without the influence of the “mullion-transom-construction”:**

In the bottom / top hunged without mullion-transom-construction

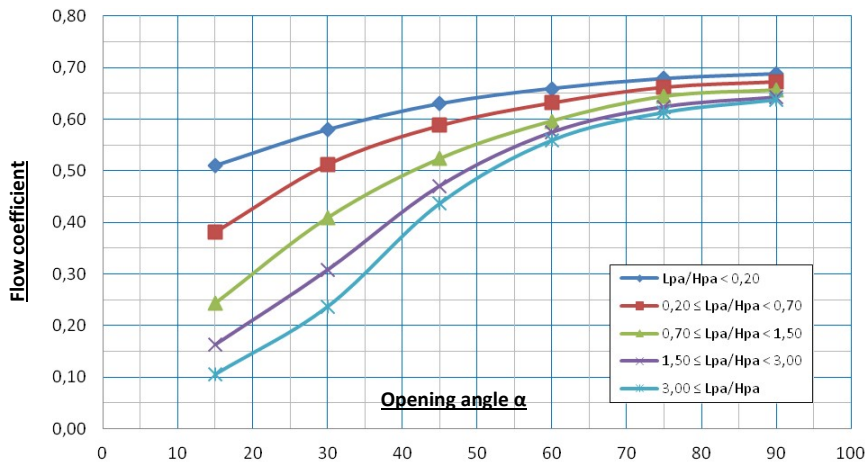


Inwards side hunged opening Without the mullion-transom-construction

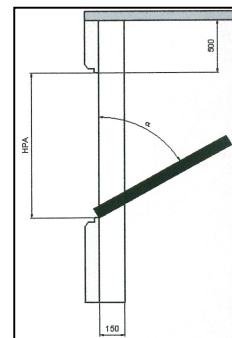



****Cv: Calculation of flow coefficient With the influence of the “mullion-transom-construction”:**

In the bottom / top hunged with mullion-transom-construction



Inwards side hunged opening With the mullion-transom-construction



10. The performance of the product identified in points 1 et 2 is in conformity with the declared performance in point 9. This declaration of performance is issued under the sole responsibility of the manufacturer identified in point 4.

Signed for and on behalf of the manufacturer by: **David Maillart – R&D Manager**

The 15/04/2024
In Collégien