



SOPREMA



**BITUMINOUS
WATERPROOFING**

SOPRALENE FLAM 250 SYSTEMS




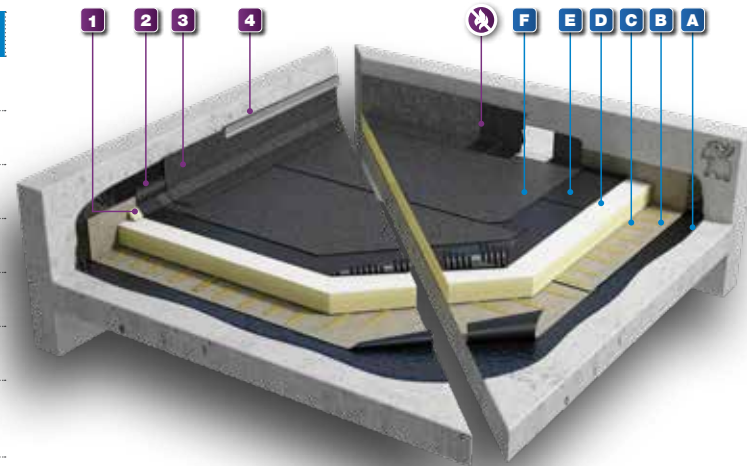
SOPREMA
GROUP

SOPRALENE FLAM 250

CONCRETE DECK **WARM ROOF** **VAPOUR BARRIER REQUIRED** **TORCH APPLIED**


FIELD AREA	25 YEAR SYSTEM
A PRIMER	SOPRADERE QUICK
B VAPOUR BARRIER	SOPRAVAP EVA 35
C INSULATION ADHESIVE	SOPRABOND 525
D THERMAL INSULATION	SOPRATHERM T
E VENTED UNDERLAYER	VENTIROCK SBS 3TF
F CAPSHEET	SOPRALENE FLAM 250 AF

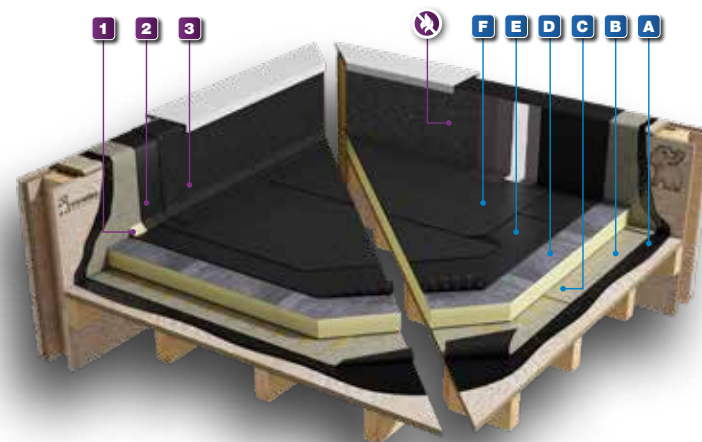
UPSTAND	
1 ANGLE FILLET	
2 UNDERLAYER	SOPRALENE FLAM 180 TF
3 CAPSHEET	SOPRALENE FLAM 250AF
4 TERMINATION BAR	
 FLAME-FREE ALTERNATIVE	ALSAN LIQUID DETAILING



TIMBER DECK **WARM ROOF** **VAPOUR CONTROL REQUIRED** **SELF ADHESIVE**

FIELD AREA	25 YEAR SYSTEM
A PRIMER	ELASTOCOL 600
B VAPOUR CONTROL LAYER	SOPRAVAP STICK ALU S 16
C INSULATION ADHESIVE	SOPRABOND 525
D THERMAL INSULATION	SOPRATHERM G
E VENTED UNDERLAYER	SOPRASTICK VENTI FF
F CAPSHEET	SOPRALENE FLAM 250 AF

UPSTAND	
1 ANGLE FILLET	
2 UNDERLAYER	SOPRASTICK
3 CAPSHEET	SOPRALENE FLAM 250 AF
 FLAME-FREE ALTERNATIVE	ALSAN LIQUID DETAILING



ADVANTAGES

- + Elastic and flexible down to -20 degrees C
- + Trusted and proven products
- + Excellent tensile strength
- + Root resistant variation available for green roofs
- + Easy to install
- + Attractive finish

SOPRALENE FLAM 250 SYSTEMS

The Sopralene Flam 250 Waterproofing Systems have been developed in accordance with the demand for premium quality, high performance waterproofing and designed for ease of application and superior performance.

GREEN ROOF WATERPROOFING

Sopralene Flam Garden 250 is an anti-root variant specifically designed for green roof applications.


SOPREMA have a wide range of systems available to suit all projects. Bespoke and hybrid systems can be specified to achieve specialist and complex project requirements.

SOPRALENE FLAM 250

SOPREMA have long been the manufacturer of choice for waterproofing membranes, based on high quality SBS modified bitumen, in the highly competitive waterproofing market. Sopralene Flam 250 is one of SOPREMA's leading products. Due to its proven track record, Sopralene Flam 250 has been installed on thousands of projects across the UK and Europe.

Sopralene Flam 250 outperforms other SBS modified bitumen membranes with its unique bitumen blend, ease of installation and resistance to extreme temperatures down to -20 degrees C. This gives the product excellent aging characteristics. The polyester reinforcement provides excellent dimensional stability and the black slate finish maintains a superior aesthetic appearance throughout its lifetime.

BLACK SLATE FINISH



COMPLIMENTARY SYSTEM COMPONENTS



Draini bituminous outlets



Soprema paving support plots

A full range of ancillary system components and accessories are available to compliment Sopralene waterproofing systems, all of which are covered by the Sopracover Warranty.

SOPREMA WARRANTY

20 to 30 year warranties are available for Sopralene Optima and Flam, as standard, determined by the system specified.

All SOPREMA products are installed by approved contractors to ensure a consistent standard of workmanship. There are no minimum surface area or project value requirements to qualify for the SOPREMA warranty.

SOPREMA at your service:

Do you have a question about a specific project, the products or application possibilities? Then contact our technical team.

All information can be found on:
www.soprema.co.uk

SOPREMA UK

SOPREMA House
Freebournes Road
Witham, Essex, CM8 3UN

Tel : +44 (0)330 058 0668
info@soprema.co.uk
www.soprema.co.uk

