

ALSAN FLASHING QUADRO

LIQUID WATERPROOFING

Alsan Flashing Quadro is a high-performance, single component polyurethane resin, used on details, interfaces and upstands. Ideal in high traffic areas where a cold-applied solution is required.

Alsan Flashing Quadro is simple and quick to prepare as it doesn't require a catalyst or activator. The thixotropic consistency makes it easy to install and can be applied without a primer to concrete, wood, bitumen, PVC and many metals. It is available in dark grey for an aesthetically pleasing finish.

A WINNING MATERIAL:

1. High performance

- + Life expectancy of 25 years
- + Can be exposed to extreme low temperatures of up to -30 °C
- + Can be exposed to severe high temperatures of 90 °C
- + Suitable for pitched roofs up to >30%
- + Load capacity / highest performance level for special applications (roof, garden, inverted roofs)

2. Easy application:

- + Can be applied without a primer on concrete, wood, bitumen, PVC and sheet metal
- + Can be used together with the specified primer for FPO, TPO and FPP sealants and copper substrates
- + Must be used with SOPREMA Alsan 165 P membrane (available in 20cm, 25cm 30cm and 35cm widths)

3. User-friendly:

- + Ready to use, no need to mix
- + Quick to apply: first apply Alsan Flashing Quadro, then lay the Alsan fleece and apply more Alsan Flashing Quadro (wet on wet). For more information, see the installation guide overleaf

4. Secure sealant for connections:

- + Waterproof and durable
- + Ideal for high-traffic areas
- + Elastic and durable
- + UV, chemical and weather resistant

Please note that Alsan Flashing Quadro should not be used on sanded APP.

alsan
SOPREMA

SOPREMA
GROUP

SOPREMA at your service:

Do you have a question about a specific project, the products or application possibilities? Then contact our technical team.

All information can be found on:
www.soprema.co.uk

SOPREMA UK

SOPREMA House
Freebournes Road
Witham, Essex, CM8 3UN

Tel : 0330 058 0668
info@soprema.co.uk
www.soprema.co.uk

alsan
SOPREMA



SOPREMA GROUP attaches great importance to quality and therefore operates in accordance with the internationally recognised, independently audited and certified quality system EN ISO 9001 - ISO 14001. SOPREMA GROUP reserves the right, depending on the evolution of knowledge and techniques, without notice to change the composition and terms of use of its products.

LIQUID
WATERPROOFING

ALSAN
FLASHING
QUADRO

SOPREMA
GROUP

ALSAN FLASHING QUADRO

Installation Guide



1. CLEAN

Start by cleaning the surface of the area where ALSAN Flashing Quadro will be applied.




2. SMOOTH

Using an angle grinder or similar, smooth down the metal substrate.
Using a brush, clean away any loose debris.




3. MARK OUT

Mark out the area using tape. Be sure that there is enough on the corners and the vertical surfaces.




4. APPLICATION

Using a suitable roller or brush, apply evenly over the substrate. Make sure that enough of the ALSAN Flashing Quadro is applied, especially in the corner areas and on the vertical surfaces (about 2 kg/m²).



5. LAY THE FLEECE MEMBRANE

Lay the ALSAN fleece 165 P and then apply the ALSAN Flashing Quadro (1kg/m²) over the top of it. If there are some white spots showing from the fleece add a little extra ALSAN flashing Quadro. Where fleeces overlap, ALSAN Flashing Quadro should be applied between the two layers of reinforcement (overlaps must be at least 5cm wide). Remove tape while the resin is still wet.



6. OPTIONAL FINISH

Once cured, another 600g/m² of ALSAN Flashing Quadro can be applied if slates or granules are required as an optional finish.